

## Monumental Work Styles (Beaudesert, Mt Tamborine, Canungra, Wonglepong)

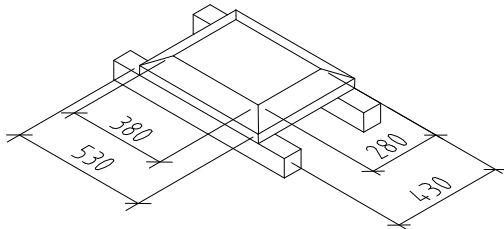
**Full design and structural details are to be submitted with the application to allow for assessment.**

- A grave must have time to settle, therefore a plaque or monument cannot be placed on the gravesite (where there is no concrete beam) at least 6 months have passed since interment.
- Grave numbers are to be embossed on all plaques and monuments.

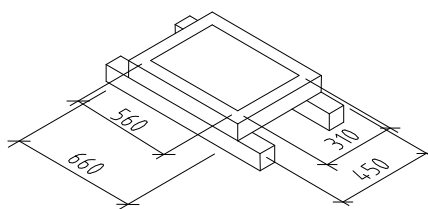
### Lawn and Semi-Lawn Section Plaques

- Lawn plaques are to be placed on two 100mm x 100mm concrete bearers with a length of 1100mm. The concrete bearers must cross the grave with the bearers being placed 200mm in solid ground.
- All plaques or bases are to have at least two 12mm holes provided at least 75mm from the outer edge.
- All lawn plaques (including base) are to be a minimum thickness of 100mm.
- Fixed ornaments and vases (no glass or ceramics) shall not exceed 300mm above the surface of the plaque.
- The upper surface of the plaque is to be above or at ground level.
- Semi-Lawn Plaques are to be placed on standard concrete desk supplied by Council or similarly sized stone desk.

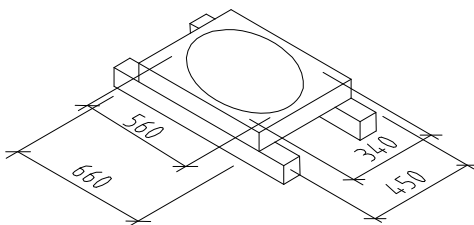
**A - Bevelled Edge**



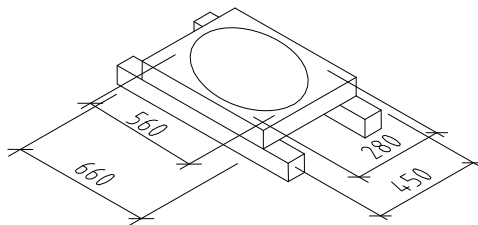
**B - Rectangle Plaque**



**C - Oval Plaque 1**



**D - Oval Plaque 2**



*Please tick one box to indicate plaque style to be installed*

### Monumental Section Memorials

- Other monuments which are soundly constructed of stone or concrete with a solid edge not less than 100mm above ground level and up to the full size of the plot.
- All monuments must comply with AS 4204-1994.