

SCENIC RIM REGIONAL COUNCIL
**WASTE MANAGEMENT AND
RESOURCE RECOVERY STRATEGY**
YEAR 4 REPORT CARD

WASTE MANAGEMENT AND RESOURCE RECOVERY STRATEGY

OVERVIEW

Council's Waste Management and Resource Recovery Strategy 2021-2026, endorsed in June 2021, is actioned through six connected programs supporting the overall vision of the Queensland Waste Management and Resource Recovery Strategy 2019:

- Reducing the impact of waste on the environment
- Transitioning to a circular economy for waste
- Building economic opportunity

This Report Card details the region's current waste generation and diversion to ensure we are keeping focus on the overall vision of waste reduction.

It also highlights the achievements and outcomes delivered across the six programs of work. Actions identified for implementation within year four of the strategy are highlighted in green below.

Quick overview of the major achievements of 2024-25:

- Continuation and enhancement of the in-house delivery of waste education initiatives including school presentations, community workshops, waste facility tours etc.
- Expansion of the Bin Health Check program, providing customised and real-time feedback on bin usage.

- Installation of Containers for Change baskets for recovery of 10c eligible bottles and cans from public places
- A feasibility study and a draft project plan were prepared for introduction of an Organics Collection service.

We are committed to supporting our community to reduce waste however, it is noticed that due to increased amount of new developments happening in the area, the tonnages of waste disposed to landfill from commercial sources has significantly increased compared to previous years.

DATA MANAGEMENT

Map Waste Streams

Expanded Waste Audits



COUNCIL PROCESSES AND POLICIES

Procurement Trials

Waste Policy and Guidance for Events

Sustainable Procurement Policy

Facility and Public Domain Waste Standards

Planning Instruments

WASTE AVOIDANCE PARTNERSHIPS

Circular Economy Programs

Focus on Organics

Leadership and Partnership

WASTE EDUCATION

Waste Collection Campaign

Youth and community education tools

Key public events

Key Council supported Events

Community and culture connection

Empower our people

Business education

SERVICES AND FACILITIES

Services and Facilities Review and Development Program

Public Place Waste and Anti Litter Program

Disaster Waste Management

STRUCTURE OF OPERATIONS

Fees and charges

Budget structure

Model contracts



WASTE GENERATION AND RECOVERY

Total amount of waste landfilled during FY 2024-2025



Total amount of resources recycled during FY 2024-2025



**2,047 TONNES
SCRAP METAL**
(INCLUDING WHITE GOODS)



**1.66 TONNES
AG VET DRUMS
(DRUMMUSTER)**

**55 TONNES
WASTE OIL**

**2,247 TONNES
COMINGLED
RECYCLING**
(INCLUDING KERBSIDE
COLLECTIONS + SELF-HAUL
AT TRANSFER STATIONS)

**5,298 TONNES
MULCH**

**107 TONNES
E-WASTE**

**44 TONNES
BATTERIES**



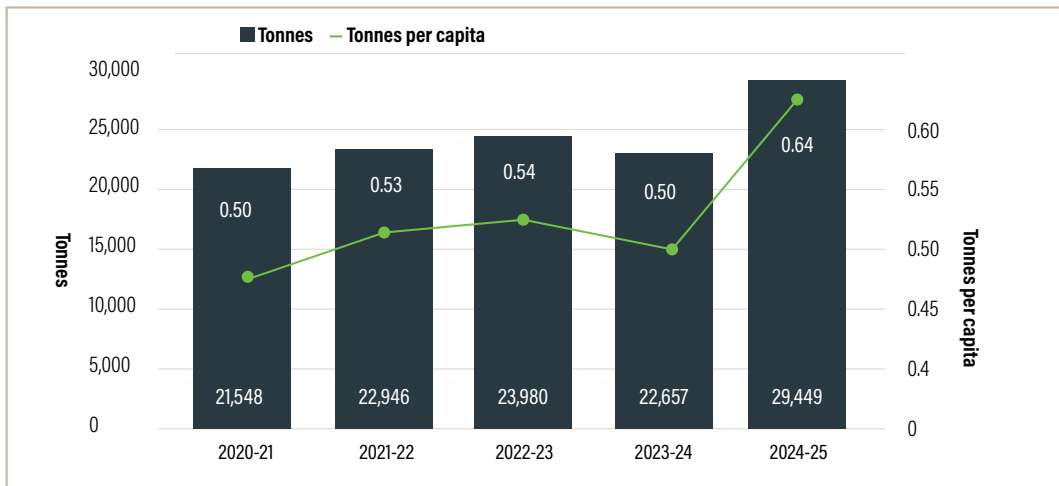
**32 TONNES PAINT
(PAINTBACK)**



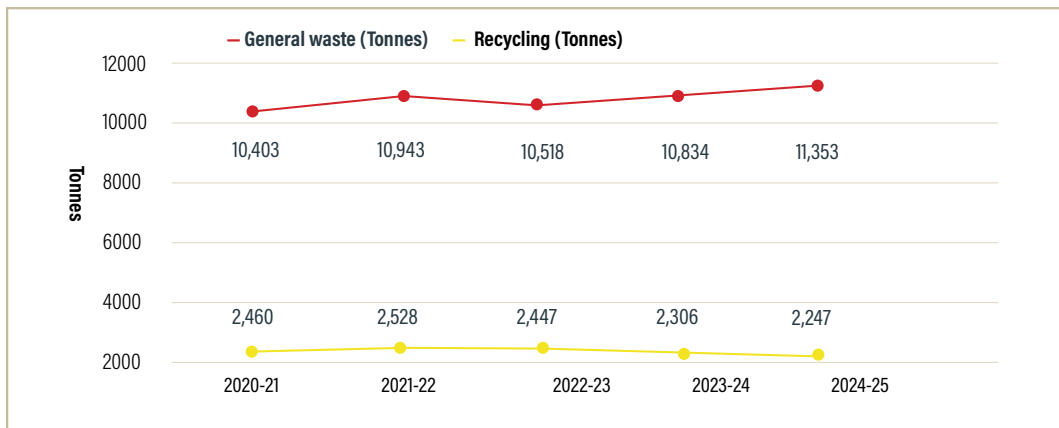
**816 TONNES
TYRES**

**1,768 TONNES
CARBOARD**

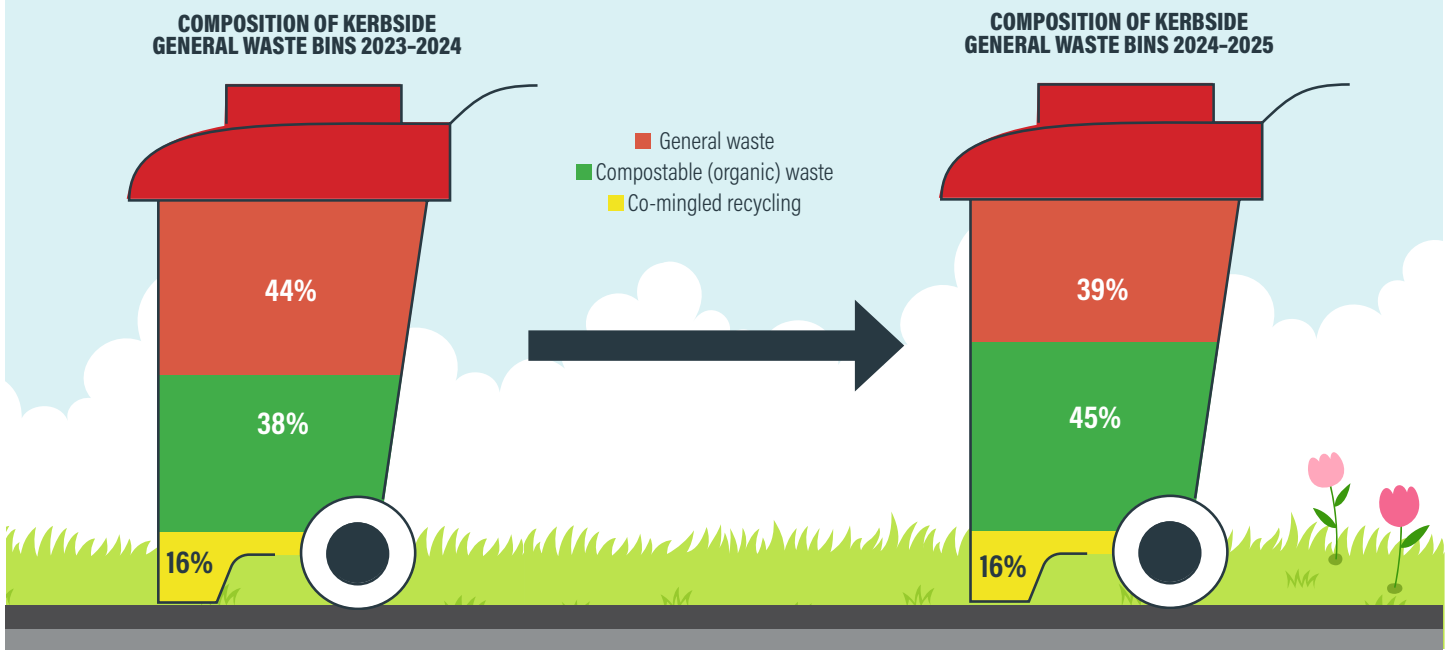
WASTE TO LANDFILL TREND



WASTE FROM KERBSIDE COLLECTIONS



GENERAL WASTE BIN COMPOSITION



STRATEGY IMPLEMENTATION REPORT CARD – YEAR 4

Data Management		Status
Action	Annual waste audit of kerbside waste conducted and transfer station audit process updated	👍
	Bin Health Check program established and conducted across the region	
Services and Facilities		Status
Action	Services and facilities review development	👍
	Public place waste and anti-litter program: <ul style="list-style-type: none"> ■ All old public place litter bin assets are replaced with new and uniform design and consistent messaging across the region ■ Replacement of public place recycling bins with 'Containers for change' basket conducted in Boonah and Tamborine Mountain 	
Council Processes and Policies		Status
Action	SmartCrete CRC recycled material in roads project continuing	👍
	A factsheet is prepared to support Waste Wise Events across the region and published on Council website	
Waste Avoidance Partnerships		Status
Action	Circular Economy Programs – continued planning and assessment to support implementation of facilities opportunities	👍
	Focus on food and garden organics – feasibility study for introduction of Garden Organics collection service is prepared	
	Leadership and partnerships – ongoing engagement with regional and state planning and policy processes	
Waste Education		Status
Action	Community Engagement Campaign: Waste Wise Wednesdays – weekly social media campaign established	👍
	Youth and Community Education Tools: Waste Education in Schools transitioned to internal delivery. Continuation of the promotion for the Get Grubby program	
	Key Public Events: <ul style="list-style-type: none"> ■ National Recycling Week campaign ■ Garage Sale Trail <ul style="list-style-type: none"> • 2351 local residents got involved • \$41,832 (value of sales) • 4 tons of materials sold 	
	Key Council-supported events: <ul style="list-style-type: none"> ■ Cuppa in the Communi-tea events ■ Australia Day celebrations ■ Winter Harvest Festival 	
	Community and Culture Connection: <ul style="list-style-type: none"> ■ Social media engagement numbers – 1203 ■ 4 community workshops organised at libraries – 21 Participants 	
	Empower our People to Consider Waste: <ul style="list-style-type: none"> ■ Internal promotion of waste reduction through internal newsletter The Bulletin 	
	Compost rebate program: <ul style="list-style-type: none"> ■ 65 number of \$30 compost rebate provided to residents 	

**566 STUDENTS
ENGAGED**

YOUTH AND COMMUNITY
EDUCATION TOOLS

**GARAGE SALE TRAIL
81 SALES AND STALLS**
(COMPARED TO 29 IN 2023-24)

35 PARTICIPANTS
WASTE AND RESOURCE RECOVERY
FACILITY TOURS ORGANISED

